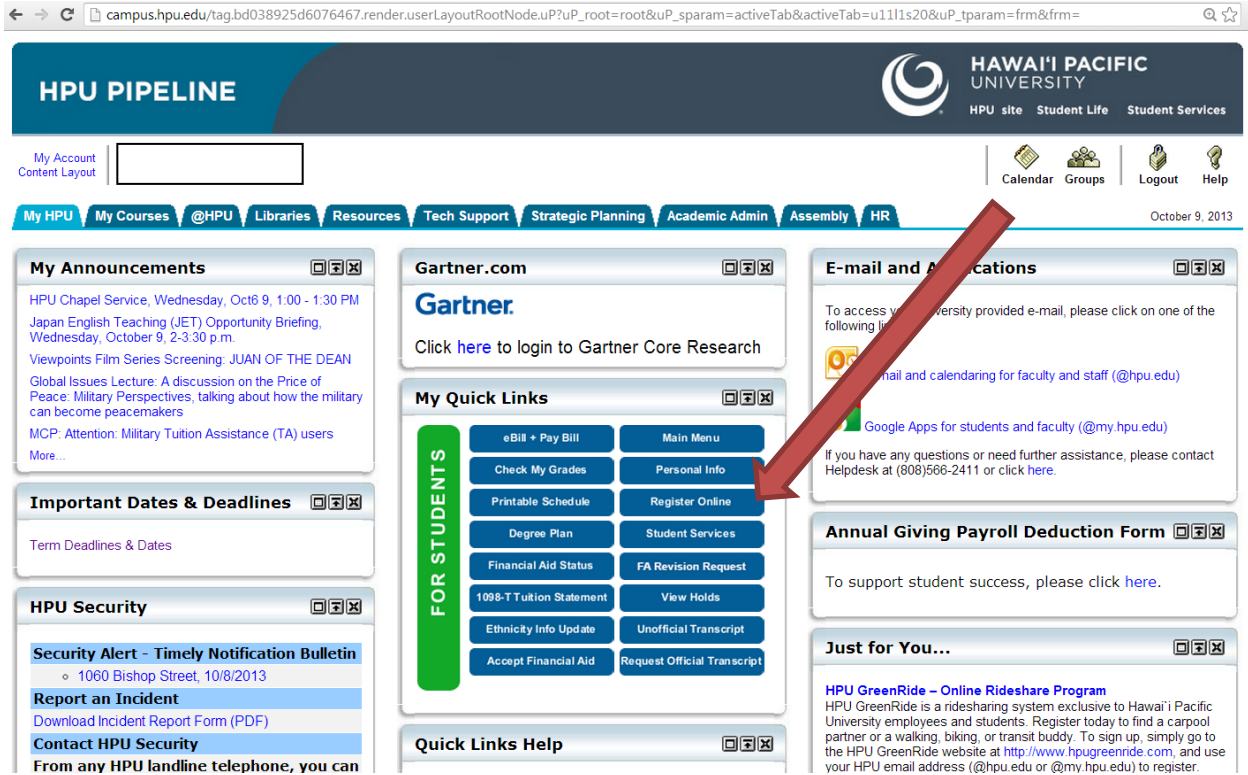


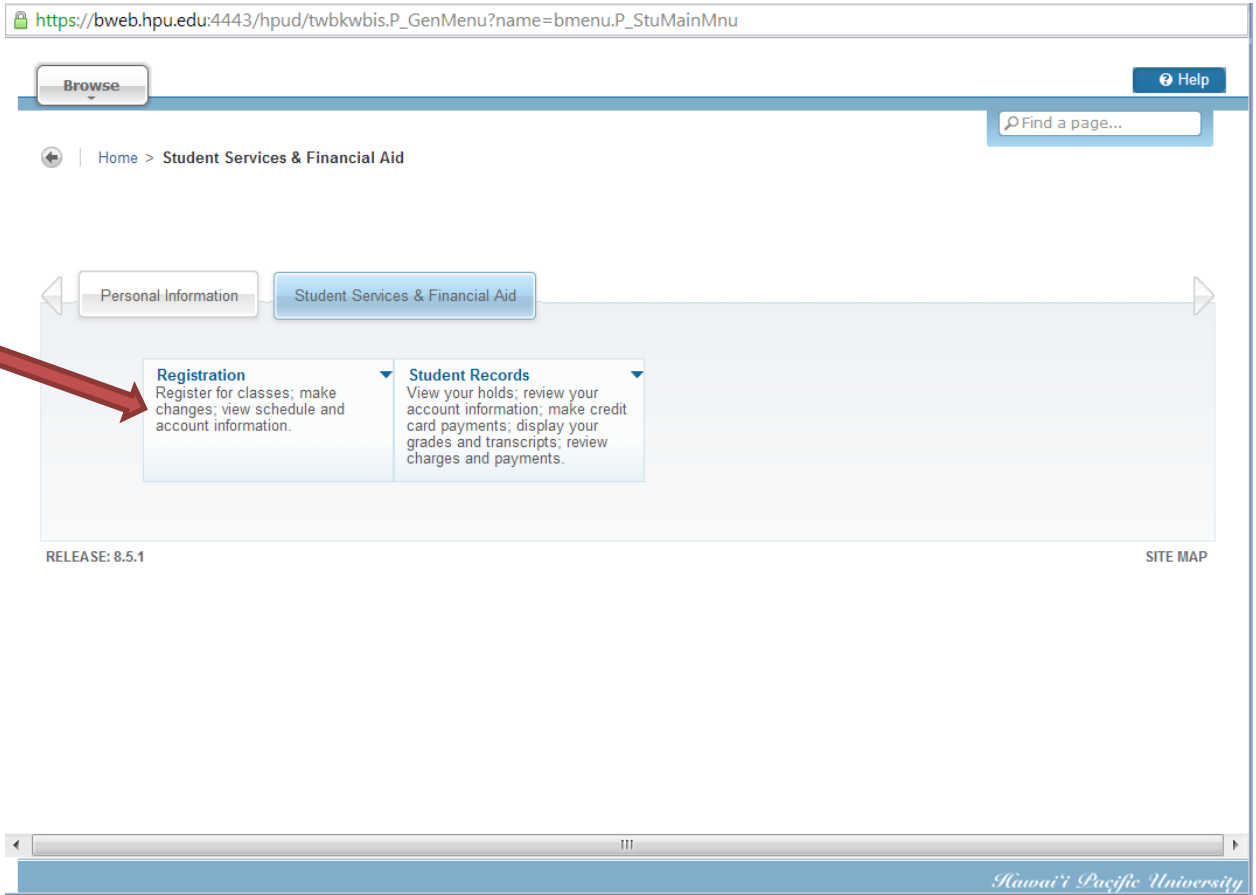
I. CHECK REGISTRATION STATUS TUTORIAL:

1. Once holds have been resolved, students can check their registration status by clicking on *Register Online*:



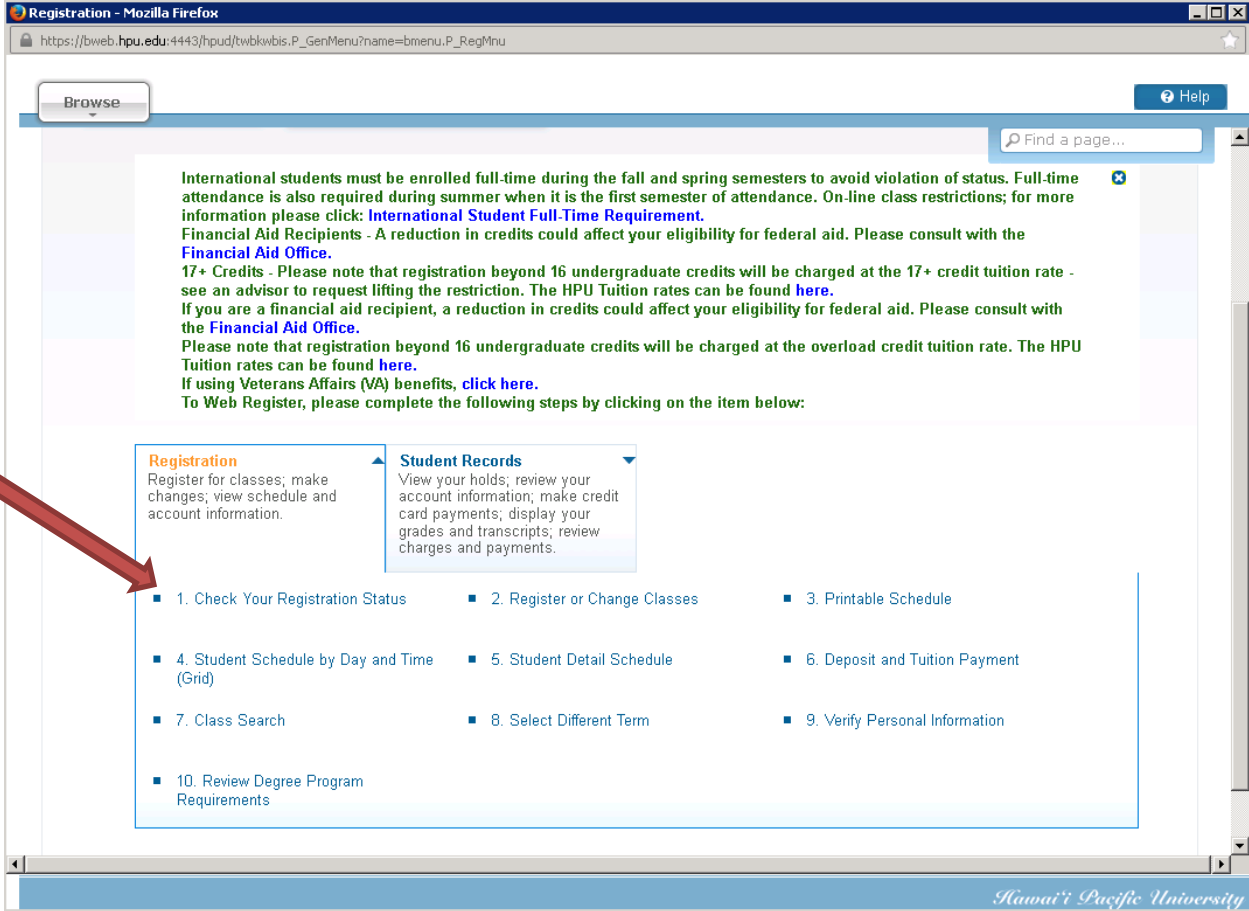
The screenshot shows the HPU Pipeline website interface. At the top, there is a navigation bar with the HPU Pipeline logo and the Hawaii Pacific University logo. Below the navigation bar, there is a search bar and a menu with options like Calendar, Groups, Logout, and Help. The main content area is divided into several sections: My Announcements, Important Dates & Deadlines, HPU Security, Gartner.com, My Quick Links, E-mail and Applications, Annual Giving Payroll Deduction Form, and Just for You... The 'My Quick Links' section is highlighted with a red arrow pointing to the 'Register Online' button. The 'Just for You...' section contains information about the HPU GreenRide program.

2. A new window will pop up and students can click on *Registration*:



The screenshot shows a web browser window with the URL [https://bweb.hpu.edu:4443/hpud/twbkwbis.P\\_GenMenu?name=bmenu.P\\_StuMainMnu](https://bweb.hpu.edu:4443/hpud/twbkwbis.P_GenMenu?name=bmenu.P_StuMainMnu). The page features a navigation bar with a 'Browse' dropdown menu and a 'Help' button. Below the navigation bar is a search box labeled 'Find a page...'. The main content area displays a breadcrumb trail: 'Home > Student Services & Financial Aid'. A horizontal menu contains two items: 'Personal Information' and 'Student Services & Financial Aid'. The 'Student Services & Financial Aid' item is expanded, showing two sub-menus: 'Registration' and 'Student Records'. A red arrow points to the 'Registration' sub-menu. The 'Registration' sub-menu text reads: 'Register for classes; make changes; view schedule and account information.' The 'Student Records' sub-menu text reads: 'View your holds; review your account information; make credit card payments; display your grades and transcripts; review charges and payments.' At the bottom left of the page, it says 'RELEASE: 8.5.1', and at the bottom right, it says 'SITE MAP'. The footer of the page contains the Hawaii Pacific University logo and the text 'Hawaii Pacific University'.

3. Click on *1. Check Your Registration Status* to find out when you are authorized to Web Register:



Registration - Mozilla Firefox  
https://bweb.hpu.edu:4443/hpud/twbkwbis.P\_GenMenu?name=bmenu.P\_RegMnu

Browse

Find a page... Help

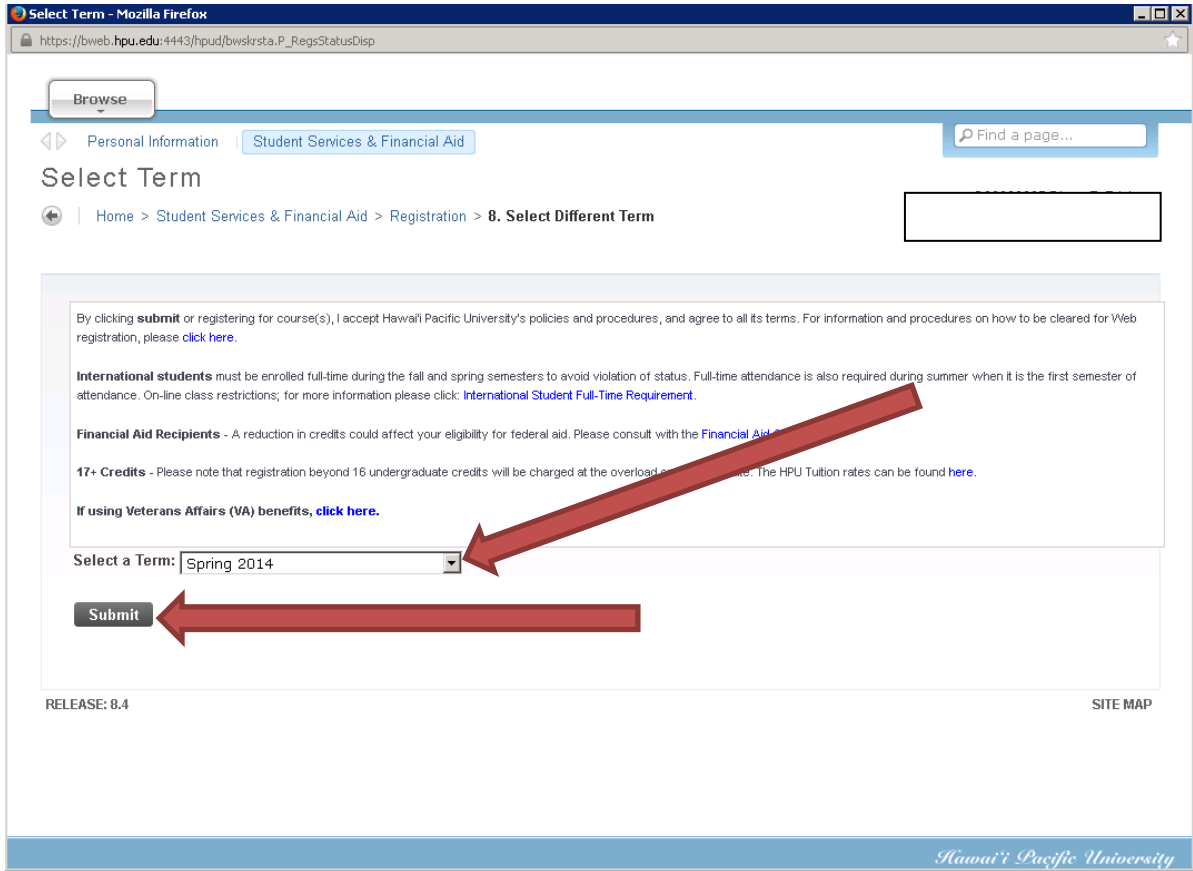
International students must be enrolled full-time during the fall and spring semesters to avoid violation of status. Full-time attendance is also required during summer when it is the first semester of attendance. On-line class restrictions; for more information please click: [International Student Full-Time Requirement](#).  
Financial Aid Recipients - A reduction in credits could affect your eligibility for federal aid. Please consult with the [Financial Aid Office](#).  
17+ Credits - Please note that registration beyond 16 undergraduate credits will be charged at the 17+ credit tuition rate - see an advisor to request lifting the restriction. The HPU Tuition rates can be found [here](#).  
If you are a financial aid recipient, a reduction in credits could affect your eligibility for federal aid. Please consult with the [Financial Aid Office](#).  
Please note that registration beyond 16 undergraduate credits will be charged at the overload credit tuition rate. The HPU Tuition rates can be found [here](#).  
If using Veterans Affairs (VA) benefits, [click here](#).  
To Web Register, please complete the following steps by clicking on the item below:

Registration	Student Records
Register for classes; make changes; view schedule and account information.	View your holds; review your account information; make credit card payments; display your grades and transcripts; review charges and payments.

- 1. Check Your Registration Status
- 2. Register or Change Classes
- 3. Printable Schedule
- 4. Student Schedule by Day and Time (Grid)
- 5. Student Detail Schedule
- 6. Deposit and Tuition Payment
- 7. Class Search
- 8. Select Different Term
- 9. Verify Personal Information
- 10. Review Degree Program Requirements

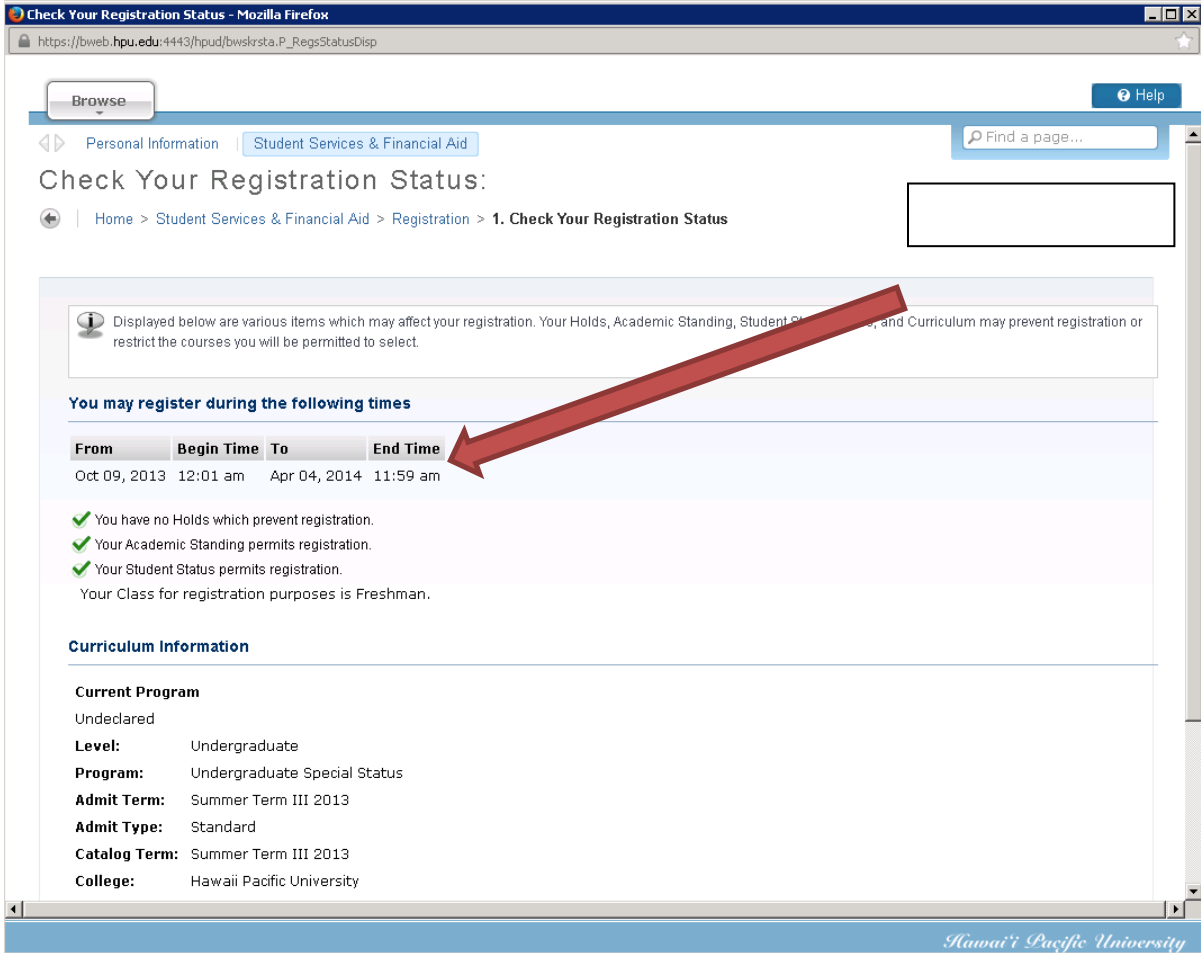
Hawaii Pacific University

4. Click on the appropriate term and then *Submit*:



The screenshot shows a web browser window titled "Select Term - Mozilla Firefox" with the URL [https://bweb.hpu.edu:4443/hpub/bwskrsta\\_P\\_RegsStatusDisp](https://bweb.hpu.edu:4443/hpub/bwskrsta_P_RegsStatusDisp). The page has a navigation bar with "Personal Information" and "Student Services & Financial Aid" tabs, and a search box labeled "Find a page...". The main heading is "Select Term". Below the heading is a breadcrumb trail: "Home > Student Services & Financial Aid > Registration > 8. Select Different Term". A large empty rectangular box is present on the right side of the page. The main content area contains several paragraphs of text with hyperlinks, including "International students", "Financial Aid Recipients", "17+ Credits", and "If using Veterans Affairs (VA) benefits, click here.". Below this text is a dropdown menu labeled "Select a Term:" with "Spring 2014" selected. A "Submit" button is located below the dropdown menu. Two red arrows are overlaid on the page: one points to the dropdown menu, and the other points to the "Submit" button. At the bottom left of the page is the text "RELEASE: 8.4" and at the bottom right is "SITE MAP". The footer of the page features the "Hawaii Pacific University" logo.

5. Students will be able to see their registration dates and times:



Check Your Registration Status - Mozilla Firefox  
https://bweb.hpu.edu:4443/hpud/bwskrsta.P\_RegsStatusDisp

Personal Information | Student Services & Financial Aid

Check Your Registration Status:

Home > Student Services & Financial Aid > Registration > 1. Check Your Registration Status

Displayed below are various items which may affect your registration. Your Holds, Academic Standing, Student Status, and Curriculum may prevent registration or restrict the courses you will be permitted to select.

**You may register during the following times**

From	Begin Time	To	End Time
Oct 09, 2013	12:01 am	Apr 04, 2014	11:59 am

- ✓ You have no Holds which prevent registration.
- ✓ Your Academic Standing permits registration.
- ✓ Your Student Status permits registration.

Your Class for registration purposes is Freshman.

**Curriculum Information**

**Current Program**  
Undeclared

**Level:** Undergraduate  
**Program:** Undergraduate Special Status  
**Admit Term:** Summer Term III 2013  
**Admit Type:** Standard  
**Catalog Term:** Summer Term III 2013  
**College:** Hawaii Pacific University

Hawaii Pacific University

[Back to Top](#)