

# I-94 Travel Record

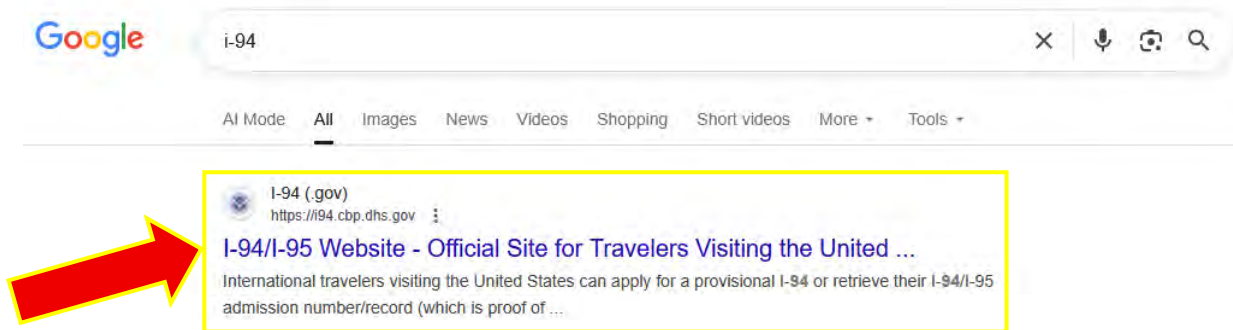
The I-94 document is very important. It has 2 main purposes:

- Entry and exit record: It shows when you enter the U.S. and when you leave.
- Immigration status: It shows your immigration status based on your visa. Most international students have F-1 status, and this means you must follow the rules for F-1 students.

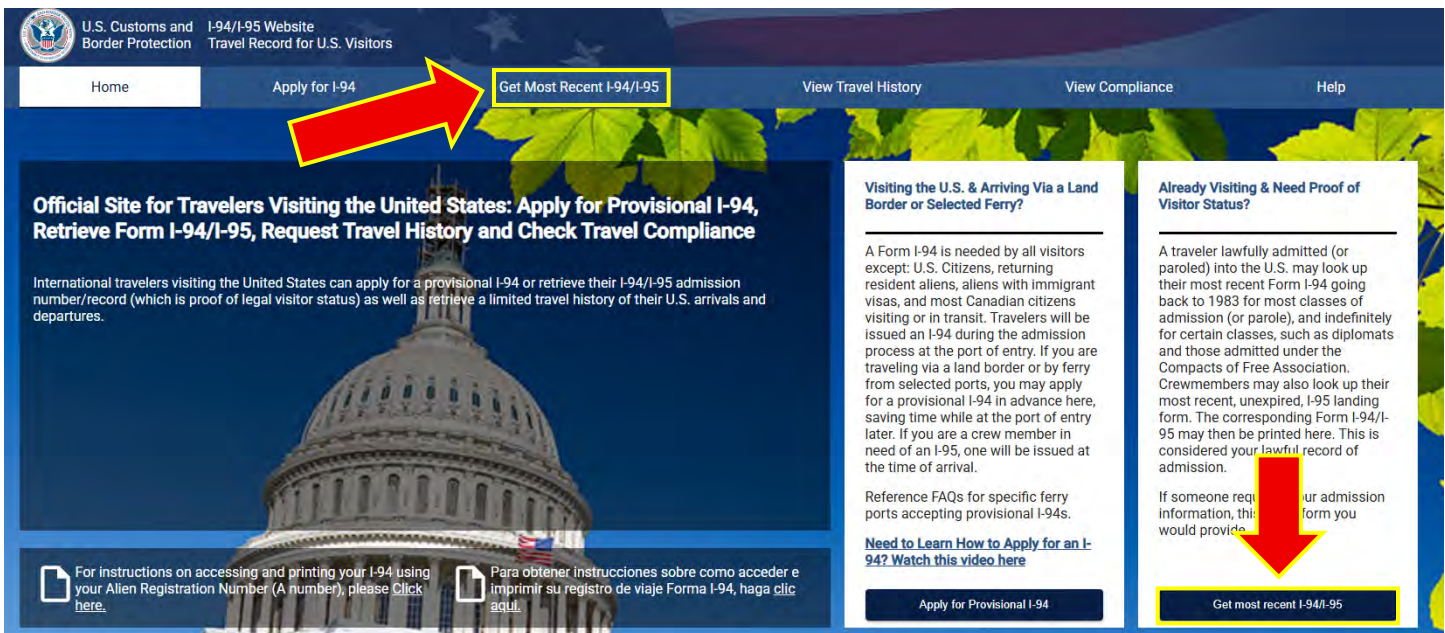
You get an I-94 **each time you enter the U.S.** When you leave the U.S., that I-94 ends. Every new entry gives you a new I-94 number.

## How to view your I-94:

1. Using any web browser, type “I-94” in the search bar and select the first result.
  - a. NOTE: The I-94 may take 24-48 hours to update on the USCBP website AFTER you arrive in the U.S.

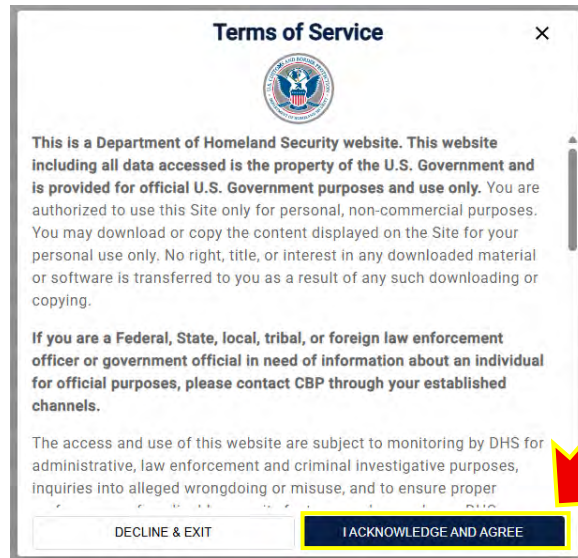


2. Click on “Get Most Recent I-94/I-95”




## I-94 Travel Record

3. Review the Terms of Service and click on “I Acknowledge and Agree”



**Terms of Service** X



This is a Department of Homeland Security website. This website including all data accessed is the property of the U.S. Government and is provided for official U.S. Government purposes and use only. You are authorized to use this Site only for personal, non-commercial purposes. You may download or copy the content displayed on the Site for your personal use only. No right, title, or interest in any downloaded material or software is transferred to you as a result of any such downloading or copying.

If you are a Federal, State, local, tribal, or foreign law enforcement officer or government official in need of information about an individual for official purposes, please contact CBP through your established channels.

The access and use of this website are subject to monitoring by DHS for administrative, law enforcement and criminal investigative purposes, inquiries into alleged wrongdoing or misuse, and to ensure proper

DECLINE & EXIT I ACKNOWLEDGE AND AGREE

4. Enter your information **exactly as shown on your passport** (name, date of birth, passport number, and country of citizenship). After your record is found, print the form for your records.

## Get Most Recent I-94

Get your most recent I-94 form to prove your legal visitor status in the United States

### Most Recent I-94

**Note to employers, local, state or federal agency granting benefits:**

Please visit the CBP I-94/I-95 Website and click on the tab for “Get Most Recent I-94/I-95” to perform a search for the applicant to confirm that the biographic and travel information displayed on this I-94 printout matches the “Get Most Recent I-94/I-95” returned results for this applicant. Reference the [CBP I-94/I-95 Website FAQs](#).

Admission I-94 Record Number: [REDACTED]  
Arrival/Issued Date: 2026 January 07  
Class of Admission: F1  
Admit Until Date: D/S

Details provided on the I-94 Information form:

Last/Surname: [REDACTED]  
First (Given) Name: [REDACTED]  
Birth Date: [REDACTED]  
Document Number: [REDACTED]  
Country of Citizenship: [REDACTED]

**Your Class of Admission MUST show F1.**

If it shows anything else, you must visit the **Customs and Border Protection (CBP) Office** immediately.

The nearest CBP office is at [Daniel K. Inouye International Airport](#).

Edit Search

Get Traveler History

Print

- The “**Get Travel History**” option shows your U.S. entry and exit dates.
- For **F-1 students**, the “**Admit Until Date**” should say “**D/S**,” which means you may stay in the U.S. as long as your I-20 is valid.